



# BOARD OF DIRECTORS' MEETING

December 16, 2016

# WELCOME AND CALL TO ORDER



**Mr. Mark Latterner**  
*Chair*

*Executive Vice President, Citizens Bank*

# PARTNERSHIPS




## Expungement Day



# PARTNERSHIPS



## TechHire



# PARTNERSHIP WITH DHS



**Mr. Marc Cherna**

*Director,*

*Allegheny County Department of  
Human Services*

# CONSENT AGENDA



- Board meeting dates for 2017.
  - *March 31, 2017*
  - *June 2, 2017*
  - *September 15, 2017*
  - *December 8, 2017*
  
- Minutes from the September 30, 2016, Board meeting
  
- Minutes from the December 18, 2015, annual TRWIB, Inc. Board meeting
  
- Grant funding received since the October Executive Committee meeting
  
- Actions of the Executive Committee

# GOVERNANCE



Ms. Debra Caplan  
*Chair*

# AUDIT/FINANCE



Mr. Ed Hartman  
*Treasurer*



# YOUTH ADVISORY



Ms. Laura Ellsworth  
*Chair*

# Program Year 15-16 Outcomes



	ISY	OSY	Total
Number exited	385	735	1,120
Credential attainment	303	428	731
Credential attainment rate	79%	58%	65%
Placement (1 <sup>st</sup> quarter after exit)	287	337	624
Placement rate	75%	46%	58%

WIOA Negotiated Levels (PY16):

Credential attainment: 70%

2<sup>nd</sup> quarter after exit placement: 57%

4<sup>th</sup> quarter after exit placement: 55%

# SERVICE DELIVERY



Ms. Stefani Pashman, CEO  
*On behalf of Ann Dugan, Chair*

# CUSTOMER FLOW



Mr. Frank Staszko

*Assistant Regional Director*

*PA Dept. of Labor and Industry*

*Bureau of Workforce Partnership and Operations*

# PA CareerLink® Pipeline

## July 1, 2015 - June 30, 2016

Almost 26,000 people have walked through the PA CareerLink® doors in Allegheny County this program year. Where do they go from there?

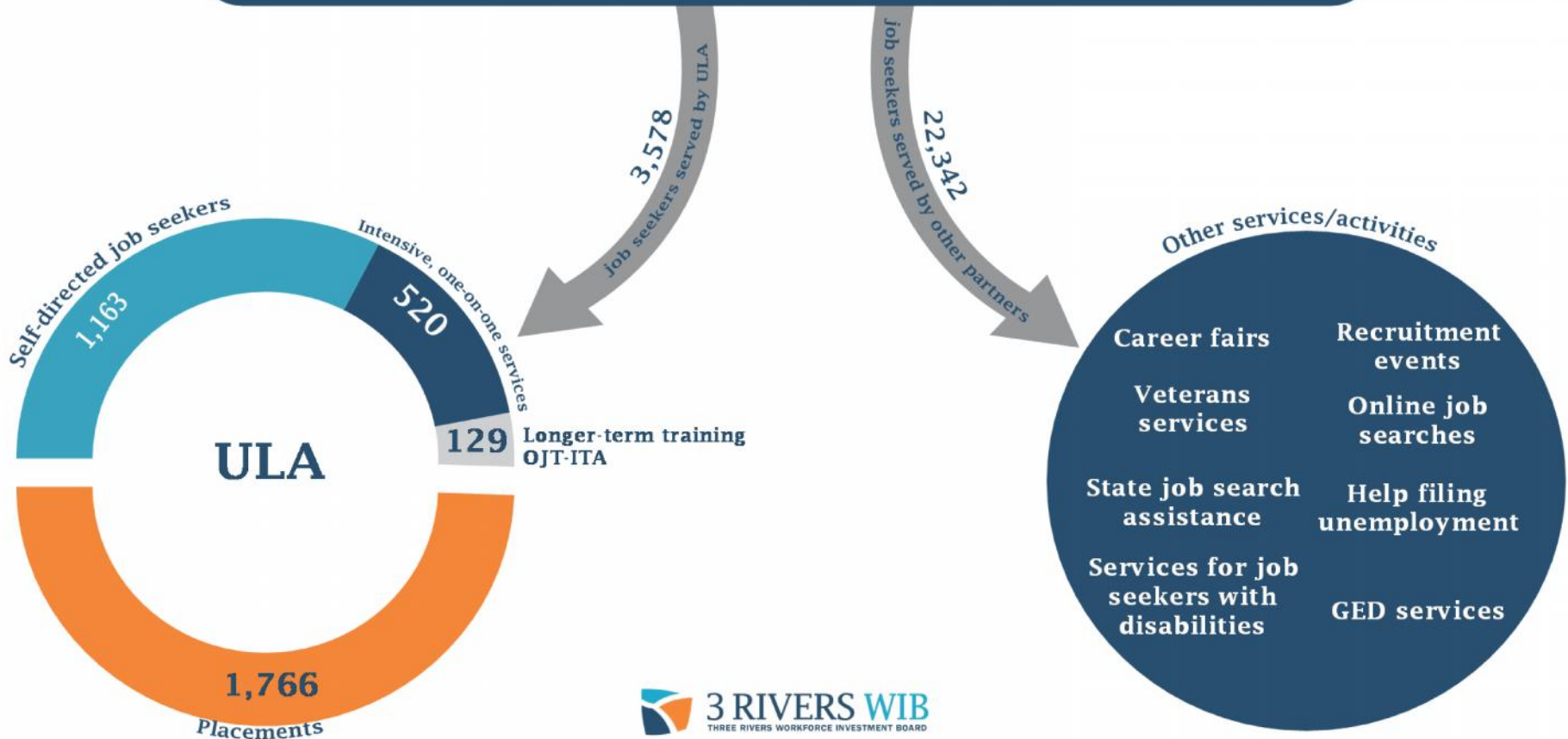
41,725  
Unemployed

July - April Title I Performance			
	ULA FY15	ResCare FY13	% Change
# Job seekers served	3,578	1,472	143.1%
Placements	1,766	674	162.0%
Cost per placement	\$1,508	\$4,532	-66.7%
PA cost per placement FY13		\$2,369	

5,670  
Mandated for  
reemployment  
assistance

18,850  
PA CareerLink®  
Walk-ins

1,400  
Pittsburgh Works  
referrals

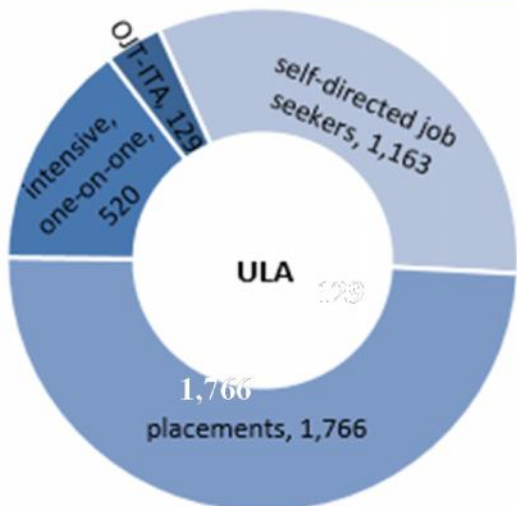


# PA CareerLink® Pipeline

41,725  
Unemployed

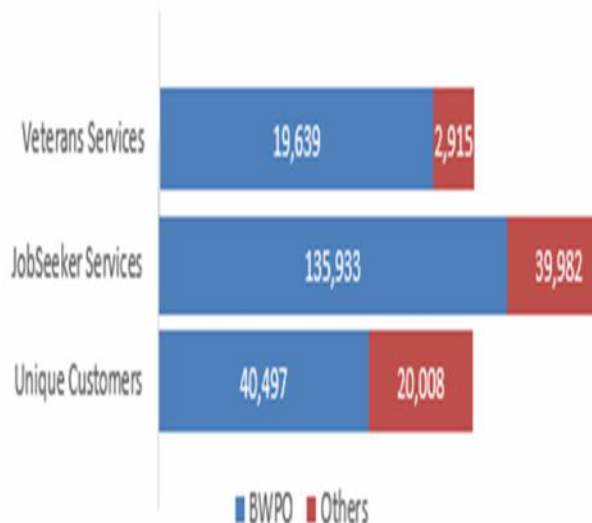
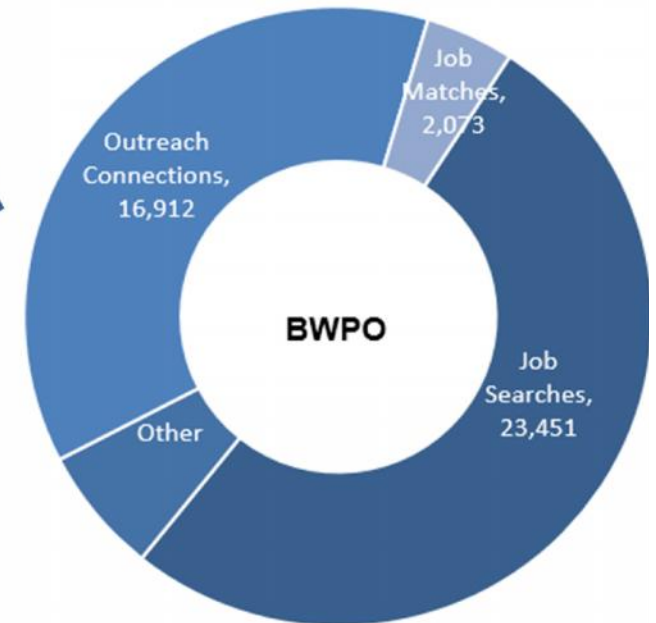
July 1, 2015 – June 30, 2016

5,670 Mandated for Reemployment Assistance      18,850 PA CareerLink® Walk-ins      1,400 Pittsburgh Works Referrals



3,578

22,342



Wagner-Peyser			
Area	Place-ment	Retention	Avg. Earning
Three Rivers	64.8%	%87.3%	\$16,058
PA	68.0%	86.8%	\$16,425

# OPEN FORUM



Public comments are limited to three (3) minutes.

# ADJOURNMENT



**Next Board meeting:**

*7:45 to 10:15 a.m. December 16, 2016.*